



Location: CMA1b - Harbour Grand Hotel Boundary Wall

Report on 24-hour TSP monitoring

Action Level ( $\mu\text{g}/\text{m}^3$ ) - 176.7

Limit Level ( $\mu\text{g}/\text{m}^3$ ) - 260

Date	Sampling Time	Weather Condition	Filter paper no.	Filter Weight, g		Elapse Time, hr		Sampling Time, hr	Flow Rate, $\text{m}^3/\text{min}$			Total Volume, $\text{m}^3$	TSP Level, $\mu\text{g}/\text{m}^3$
				Initial	Final	Initial	Final		Initial, $Q_{si}$	Final, $Q_{sf}$	Average		
29-Nov-17	8:00	Cloudy	23288	2.6834	2.7813	10931.41	10955.41	24.00	1.18	1.18	1.18	1703	57.5
5-Dec-17	8:00	Fine	23283	2.6764	2.8109	10958.42	10982.42	24.00	1.19	1.19	1.19	1714	78.5
11-Dec-17	8:00	Fine	23243	2.6657	2.8518	10985.42	11009.42	24.00	1.19	1.19	1.19	1714	108.6
16-Dec-17	8:00	Fine	23359	2.6888	2.8547	11012.42	11036.42	24.00	1.20	1.21	1.20	1730	95.9
22-Dec-17	8:00	Fine	23342	2.6791	2.8211	11039.42	11063.42	24.00	1.19	1.19	1.19	1716	82.7

Report on 1-hour TSP monitoring

Action Level ( $\mu\text{g}/\text{m}^3$ ) - 320.1

Limit Level ( $\mu\text{g}/\text{m}^3$ ) - 500

Date	Sampling Time	Weather Condition	Filter paper no.	Filter Weight, g		Elapse Time, hr		Sampling Time, hr	Flow Rate, $\text{m}^3/\text{min}$			Total Volume, $\text{m}^3$	TSP Level, $\mu\text{g}/\text{m}^3$
				Initial	Final	Initial	Final		Initial, $Q_{si}$	Final, $Q_{sf}$	Average		
30-Nov-17	8:05	Cloudy	23182	2.6711	2.6738	10955.41	10956.41	1.00	1.18	1.18	1.18	71	38.0
30-Nov-17	10:25	Cloudy	23159	2.6735	2.6778	10956.41	10957.41	1.00	1.18	1.18	1.18	71	60.5
30-Nov-17	13:00	Cloudy	23174	2.6837	2.6893	10957.41	10958.41	1.00	1.18	1.18	1.18	71	78.8
6-Dec-17	8:10	Fine	23141	2.6611	2.6773	10982.42	10983.42	1.00	1.19	1.19	1.19	71	226.9
6-Dec-17	10:35	Fine	23259	2.6744	2.6845	10983.42	10984.42	1.00	1.19	1.19	1.19	71	141.5
6-Dec-17	13:00	Fine	23273	2.6558	2.6720	10984.42	10985.42	1.00	1.19	1.19	1.19	71	226.9
12-Dec-17	8:50	Cloudy	23376	2.6667	2.6824	11009.42	11010.42	1.00	1.19	1.19	1.19	71	219.7
12-Dec-17	13:00	Cloudy	23369	2.6692	2.6770	11010.42	11011.42	1.00	1.19	1.19	1.19	71	109.1
12-Dec-17	14:15	Cloudy	22852	2.6767	2.6854	11011.42	11012.42	1.00	1.19	1.19	1.19	71	121.7
18-Dec-17	8:05	Fine	23337	2.6818	2.6930	11036.42	11037.42	1.00	1.20	1.20	1.20	72	155.1
18-Dec-17	9:50	Fine	23481	2.6008	2.6078	11037.42	11038.42	1.00	1.20	1.20	1.20	72	96.9
18-Dec-17	13:00	Fine	23339	2.6802	2.6862	11038.42	11039.42	1.00	1.20	1.20	1.20	72	83.1
23-Dec-17	8:15	Fine	23440	2.6173	2.6266	11063.42	11064.42	1.00	1.19	1.19	1.19	71	130.3
23-Dec-17	9:38	Fine	23436	2.6079	2.6152	11064.42	11065.42	1.00	1.19	1.19	1.19	71	102.3
23-Dec-17	10:40	Fine	23569	2.6209	2.6271	11065.42	11066.42	1.00	1.19	1.19	1.19	71	86.9

Location: CMA2a - Causeway Bay Community Centre

Report on 24-hour TSP monitoring  
 Action Level ( $\mu\text{g}/\text{m}^3$ ) - 169.5  
 Limit Level ( $\mu\text{g}/\text{m}^3$ ) - 260

Date	Sampling Time	Weather Condition	Filter paper no.	Filter Weight, g		Elapse Time, hr		Sampling Time, hr	Flow Rate, $\text{m}^3/\text{min}$			Total Volume, $\text{m}^3$	TSP Level, $\mu\text{g}/\text{m}^3$
				Initial	Final	Initial	Final		Initial, $Q_{si}$	Final, $Q_{sf}$	Average		
29-Nov-17	8:00	Cloudy	23289	2.6857	2.7614	20503.27	20527.27	24.00	1.23	1.23	1.23	1773	42.7
5-Dec-17	8:00	Fine	23277	2.6617	2.8257	20530.28	20554.28	24.00	1.27	1.27	1.27	1829	89.7
11-Dec-17	8:00	Fine	23250	2.6831	2.8710	20557.28	20581.28	24.00	1.24	1.24	1.24	1786	105.2
16-Dec-17	8:00	Fine	23358	2.7038	2.8524	20584.28	20608.28	24.00	1.22	1.23	1.22	1761	84.4
22-Dec-17	8:00	Fine	23341	2.6635	2.8274	20611.30	20635.30	24.00	1.30	1.30	1.30	1874	87.4

Report on 1-hour TSP monitoring  
 Action Level ( $\mu\text{g}/\text{m}^3$ ) - 323.4  
 Limit Level ( $\mu\text{g}/\text{m}^3$ ) - 500

Date	Sampling Time	Weather Condition	Filter paper no.	Filter Weight, g		Elapse Time, hr		Sampling Time, hr	Flow Rate, $\text{m}^3/\text{min}$			Total Volume, $\text{m}^3$	TSP Level, $\mu\text{g}/\text{m}^3$
				Initial	Final	Initial	Final		Initial, $Q_{si}$	Final, $Q_{sf}$	Average		
30-Nov-17	8:05	Cloudy	23284	2.7000	2.7019	20527.27	20528.27	1.00	1.23	1.23	1.23	74	25.7
30-Nov-17	10:25	Cloudy	23158	2.6753	2.6794	20528.27	20529.27	1.00	1.17	1.17	1.17	70	58.2
30-Nov-17	13:00	Cloudy	23165	2.6632	2.6682	20529.27	20530.27	1.00	1.23	1.17	1.20	72	69.3
6-Dec-17	8:15	Fine	23142	2.6595	2.6684	20554.28	20555.28	1.00	1.30	1.30	1.30	78	114.2
6-Dec-17	10:30	Fine	23258	2.6686	2.6795	20555.28	20556.28	1.00	1.30	1.30	1.30	78	139.8
6-Dec-17	13:00	Fine	23274	2.6757	2.6830	20556.28	20557.28	1.00	1.30	1.30	1.30	78	93.6
12-Dec-17	8:52	Cloudy	23370	2.6633	2.6728	20581.28	20582.28	1.00	1.18	1.18	1.18	71	134.0
12-Dec-17	13:00	Cloudy	23368	2.6856	2.6924	20582.28	20583.28	1.00	1.18	1.18	1.18	71	95.9
12-Dec-17	14:10	Cloudy	22853	2.6673	2.6714	20583.28	20584.28	1.00	1.18	1.18	1.18	71	57.8
18-Dec-17	8:10	Fine	23338	2.6888	2.6984	20608.28	20609.28	1.00	1.32	1.32	1.32	79	121.6
18-Dec-17	9:55	Fine	23480	2.6134	2.6229	20609.28	20610.28	1.00	1.32	1.32	1.32	79	120.3
18-Dec-17	13:00	Fine	23340	2.6708	2.6789	20610.28	20611.28	1.00	1.32	1.32	1.32	79	102.6
23-Dec-17	8:20	Fine	23437	2.5961	2.6017	20635.30	20636.30	1.00	1.30	1.30	1.30	78	71.9
23-Dec-17	9:30	Fine	22848	2.6785	2.6867	20636.30	20637.30	1.00	1.18	1.18	1.18	71	115.9
23-Dec-17	10:45	Fine	23570	2.6136	2.6209	20637.30	20638.30	1.00	1.30	1.30	1.30	78	93.7



Location: CMA3a - CWB PRE Site Office Area

Report on 24-hour TSP monitoring

Action Level ( $\mu\text{g}/\text{m}^3$ ) - 171

Limit Level ( $\mu\text{g}/\text{m}^3$ ) - 260

Date	Sampling Time	Weather Condition	Filter paper no.	Filter Weight, g		Elapse Time, hr		Sampling Time, hr	Flow Rate, $\text{m}^3/\text{min}$			Total Volume, $\text{m}^3$	TSP Level, $\mu\text{g}/\text{m}^3$
				Initial	Final	Initial	Final		Initial, $Q_{si}$	Final, $Q_{sf}$	Average		
29-Nov-17	8:00	Cloudy	23286	2.6809	2.7614	7997.24	8021.24	24.00	0.99	0.99	0.99	1428	56.4
5-Dec-17	8:00	Fine	23173	2.6715	2.8358	8024.24	8048.24	24.00	1.00	1.00	1.00	1443	113.8
11-Dec-17	8:00	Fine	23381	2.6640	2.8480	8051.24	8075.24	24.00	1.00	1.00	1.00	1443	127.5
16-Dec-17	8:00	Fine	23360	2.6858	2.8331	8078.24	8102.24	24.00	1.01	1.02	1.02	1466	100.5
22-Dec-17	8:00	Fine	23343	2.6835	2.8631	8105.25	8129.25	24.00	1.01	1.00	1.00	1447	124.1

Report on 1-hour TSP monitoring

Action Level ( $\mu\text{g}/\text{m}^3$ ) - 311.3

Limit Level ( $\mu\text{g}/\text{m}^3$ ) - 500

Date	Sampling Time	Weather Condition	Filter paper no.	Filter Weight, g		Elapse Time, hr		Sampling Time, hr	Flow Rate, $\text{m}^3/\text{min}$			Total Volume, $\text{m}^3$	TSP Level, $\mu\text{g}/\text{m}^3$
				Initial	Final	Initial	Final		Initial, $Q_{si}$	Final, $Q_{sf}$	Average		
30-Nov-17	8:43	Cloudy	23180	2.6627	2.6656	8021.24	8022.24	1.00	0.99	0.99	0.99	60	48.6
30-Nov-17	9:50	Cloudy	23157	2.6743	2.6789	8022.24	8023.24	1.00	0.99	0.99	0.99	60	77.1
30-Nov-17	13:00	Cloudy	23175	2.6723	2.6759	8023.24	8024.24	1.00	0.99	0.99	0.99	60	60.4
6-Dec-17	9:58	Fine	23257	2.6760	2.6844	8048.24	8049.24	1.00	1.00	1.00	1.00	60	139.7
6-Dec-17	11:00	Fine	23267	2.6697	2.6775	8049.24	8050.24	1.00	1.00	1.00	1.00	60	129.7
6-Dec-17	13:40	Fine	23251	2.6703	2.6874	8050.24	8051.24	1.00	1.00	1.00	1.00	60	284.4
12-Dec-17	8:20	Cloudy	23377	2.6567	2.6657	8075.24	8076.24	1.00	1.00	1.00	1.00	60	149.5
12-Dec-17	10:45	Cloudy	23370	2.6671	2.6770	8076.24	8077.24	1.00	1.00	1.00	1.00	60	164.4
12-Dec-17	14:00	Cloudy	23362	2.6790	2.6899	8077.24	8078.24	1.00	1.00	1.00	1.00	60	181.0
18-Dec-17	8:02	Fine	23487	2.5986	2.6056	8102.24	8103.24	1.00	1.02	1.02	1.02	61	114.3
18-Dec-17	9:35	Fine	23482	2.5934	2.6031	8103.24	8104.24	1.00	1.02	1.02	1.02	61	158.4
18-Dec-17	10:50	Fine	23475	2.6114	2.6193	8104.24	8105.24	1.00	1.02	1.02	1.02	61	129.0
23-Dec-17	8:02	Fine	23441	2.6045	2.6104	8129.25	8130.25	1.00	1.00	1.00	1.00	60	98.2
23-Dec-17	9:05	Fine	23576	2.6142	2.6221	8130.25	8131.25	1.00	1.00	1.00	1.00	60	131.5
23-Dec-17	10:30	Fine	23571	2.6243	2.6315	8131.25	8132.25	1.00	1.00	1.00	1.00	60	119.8



Location: CMA4a - SPCA

Report on 24-hour TSP monitoring

Action Level ( $\mu\text{g}/\text{m}^3$ ) - 171.2

Limit Level ( $\mu\text{g}/\text{m}^3$ ) - 260

Date	Sampling Time	Weather Condition	Filter paper no.	Filter Weight, g		Elapse Time, hr		Sampling Time, hr	Flow Rate, $\text{m}^3/\text{min}$			Total Volume, $\text{m}^3$	TSP Level, $\mu\text{g}/\text{m}^3$
				Initial	Final	Initial	Final		Initial, $Q_{si}$	Final, $Q_{sf}$	Average		
29-Nov-17	8:00	Cloudy	23287	2.6896	2.7466	24812.17	24836.17	24.00	1.25	1.25	1.25	1798	31.7
5-Dec-17	8:00	Fine	23172	2.6726	2.8258	24839.17	24863.17	24.00	1.31	1.31	1.31	1891	81.0
11-Dec-17	8:00	Fine	23380	2.6608	2.8336	24866.18	24890.18	24.00	1.26	1.26	1.26	1810	95.5
16-Dec-17	8:00	Fine	23361	2.6872	2.8390	24893.19	24917.19	24.00	1.26	1.27	1.27	1826	83.1
22-Dec-17	8:00	Fine	23470	2.6144	2.7473	24920.19	24944.19	24.00	1.37	1.37	1.37	1975	67.3

Report on 1-hour TSP monitoring

Action Level ( $\mu\text{g}/\text{m}^3$ ) - 312.5

Limit Level ( $\mu\text{g}/\text{m}^3$ ) - 500

Date	Sampling Time	Weather Condition	Filter paper no.	Filter Weight, g		Elapse Time, hr		Sampling Time, hr	Flow Rate, $\text{m}^3/\text{min}$			Total Volume, $\text{m}^3$	TSP Level, $\mu\text{g}/\text{m}^3$
				Initial	Final	Initial	Final		Initial, $Q_{si}$	Final, $Q_{sf}$	Average		
30-Nov-17	8:35	Cloudy	23181	2.6734	2.6775	24836.17	24837.17	1.00	1.31	1.31	1.31	78	52.3
30-Nov-17	10:05	Cloudy	23156	2.6739	2.6791	24837.17	24838.17	1.00	1.25	1.25	1.25	75	69.3
30-Nov-17	13:00	Cloudy	23164	2.6718	2.6756	24838.17	24839.17	1.00	1.31	1.31	1.31	78	48.5
6-Dec-17	10:10	Fine	23256	2.6619	2.6682	24863.17	24864.17	1.00	1.26	1.26	1.26	75	83.6
6-Dec-17	13:00	Fine	23266	2.6729	2.6794	24864.17	24865.17	1.00	1.26	1.26	1.26	75	86.2
6-Dec-17	14:50	Fine	23252	2.6731	2.6831	24865.17	24866.17	1.00	1.26	1.26	1.26	75	132.6
12-Dec-17	8:10	Cloudy	23378	2.6613	2.6711	24890.18	24891.18	1.00	1.26	1.26	1.26	75	129.9
12-Dec-17	10:45	Cloudy	23371	2.6586	2.6679	24891.18	24892.18	1.00	1.26	1.26	1.26	75	123.2
12-Dec-17	13:50	Cloudy	23363	2.7083	2.7178	24892.18	24893.18	1.00	1.26	1.26	1.26	75	125.9
18-Dec-17	8:02	Fine	23488	2.6098	2.6178	24917.19	24918.19	1.00	1.27	1.30	1.28	77	103.8
18-Dec-17	9:30	Fine	23483	2.6125	2.6208	24918.19	24919.19	1.00	1.33	1.33	1.33	80	104.2
18-Dec-17	10:45	Fine	23476	2.6128	2.6206	24919.19	24920.19	1.00	1.27	1.27	1.27	76	102.3
23-Dec-17	8:05	Fine	23442	2.6223	2.6275	24944.19	24945.19	1.00	1.26	1.26	1.26	75	69.0
23-Dec-17	9:20	Fine	23556	2.6127	2.6194	24945.19	24946.19	1.00	1.26	1.26	1.26	75	88.9
23-Dec-17	10:30	Fine	23572	2.5992	2.6059	24946.19	24947.19	1.00	1.26	1.26	1.26	75	88.9



Location: CMA5b - Pedestrian Plaza

Report on 24-hour TSP monitoring

Action Level ( $\mu\text{g}/\text{m}^3$ ) - 181

Limit Level ( $\mu\text{g}/\text{m}^3$ ) - 260

Date	Sampling Time	Weather Condition	Filter paper no.	Filter Weight, g		Elapse Time, hr		Sampling Time, hr	Flow Rate, $\text{m}^3/\text{min}$			Total Volume, $\text{m}^3$	TSP Level, $\mu\text{g}/\text{m}^3$
				Initial	Final	Initial	Final		Initial, $Q_{si}$	Final, $Q_{sf}$	Average		
29-Nov-17	8:00	Cloudy	22856	2.6499	2.8054	9416.31	9440.31	24.00	0.83	0.83	0.83	1199	129.7
5-Dec-17	8:00	Fine	23278	2.6733	2.9408	9443.31	9467.31	24.00	1.06	1.06	1.06	1526	175.3
11-Dec-17	8:00	Fine	23231	2.6716	2.9510	9470.31	9494.31	24.00	0.84	0.85	0.84	1215	229.9
16-Dec-17	8:00	Fine	23356	2.6772	2.8129	9497.31	9521.31	24.00	0.71	0.72	0.71	1029	131.9
22-Dec-17	8:00	Fine	23468	2.6225	2.8533	9524.31	9548.31	24.00	0.99	0.99	0.99	1426	161.8

Report on 1-hour TSP monitoring

Action Level ( $\mu\text{g}/\text{m}^3$ ) - 332

Limit Level ( $\mu\text{g}/\text{m}^3$ ) - 500

Date	Sampling Time	Weather Condition	Filter paper no.	Filter Weight, g		Elapse Time, hr		Sampling Time, hr	Flow Rate, $\text{m}^3/\text{min}$			Total Volume, $\text{m}^3$	TSP Level, $\mu\text{g}/\text{m}^3$
				Initial	Final	Initial	Final		Initial, $Q_{si}$	Final, $Q_{sf}$	Average		
30-Nov-17	8:45	Cloudy	23153	2.6774	2.6843	9440.31	9441.31	1.00	0.83	0.80	0.82	49	140.8
30-Nov-17	10:50	Cloudy	23160	2.6703	2.6807	9441.31	9442.31	1.00	0.83	0.80	0.82	49	212.2
30-Nov-17	13:00	Cloudy	23166	2.6587	2.6797	9442.31	9443.31	1.00	1.09	1.05	1.07	64	327.9
6-Dec-17	8:50	Fine	23238	2.6637	2.6780	9467.31	9468.31	1.00	0.84	0.84	0.84	51	282.6
6-Dec-17	13:00	Fine	23263	2.7022	2.7155	9468.31	9469.31	1.00	0.84	0.84	0.84	51	262.8
6-Dec-17	14:05	Fine	23268	2.6678	2.6831	9469.31	9470.31	1.00	0.84	0.84	0.84	51	302.3
12-Dec-17	9:30	Cloudy	22845	2.6534	2.6770	9494.31	9495.31	1.00	0.99	0.99	0.99	59	397.6
12-Dec-17	10:45	Cloudy	22846	2.6896	2.7036	9495.31	9496.31	1.00	0.85	0.81	0.83	50	282.1
12-Dec-17	13:00	Cloudy	23366	2.6648	2.6762	9496.31	9497.31	1.00	0.85	0.85	0.85	51	224.8
18-Dec-17	8:50	Fine	23486	2.6056	2.6103	9521.31	9522.31	1.00	0.86	0.86	0.86	52	90.8
18-Dec-17	10:10	Fine	23479	2.6108	2.6230	9522.31	9523.31	1.00	0.86	0.86	0.86	52	235.6
18-Dec-17	13:50	Fine	23472	2.6069	2.6249	9523.31	9524.31	1.00	1.01	1.01	1.01	61	297.3
23-Dec-17	8:50	Fine	23434	2.6231	2.6366	9548.31	9549.31	1.00	1.02	1.02	1.02	61	220.0
23-Dec-17	9:55	Fine	23575	2.6027	2.6247	9549.31	9550.31	1.00	1.02	1.02	1.02	61	358.6
23-Dec-17	11:00	Fine	23568	2.6256	2.6371	9550.31	9551.31	1.00	1.02	1.02	1.02	61	187.4



Location: CMA6a - WD2 PRE Office

Report on 24-hour TSP monitoring

Action Level - 187.3  $\mu\text{g}/\text{m}^3$   
Limit Level - 260  $\mu\text{g}/\text{m}^3$

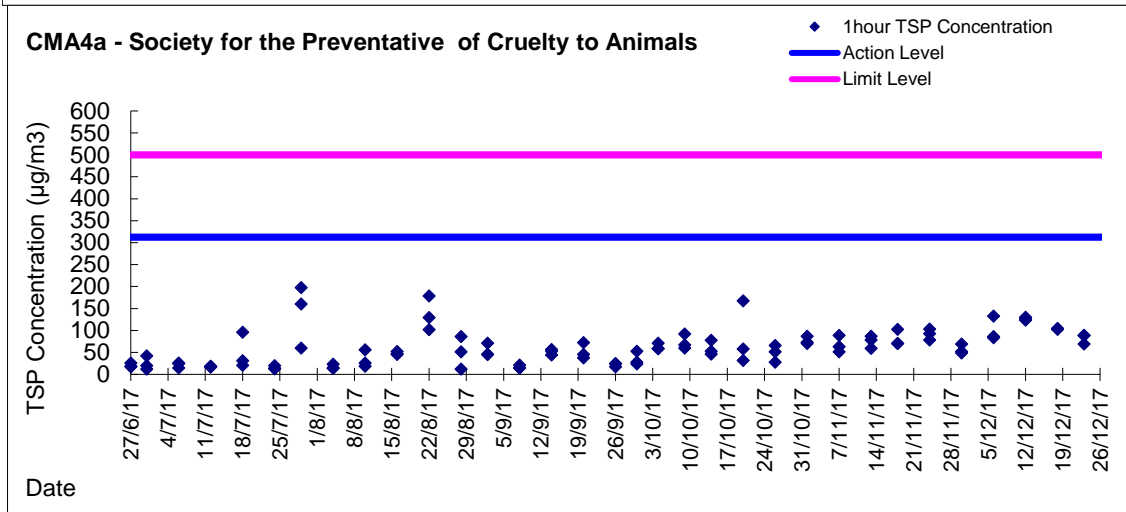
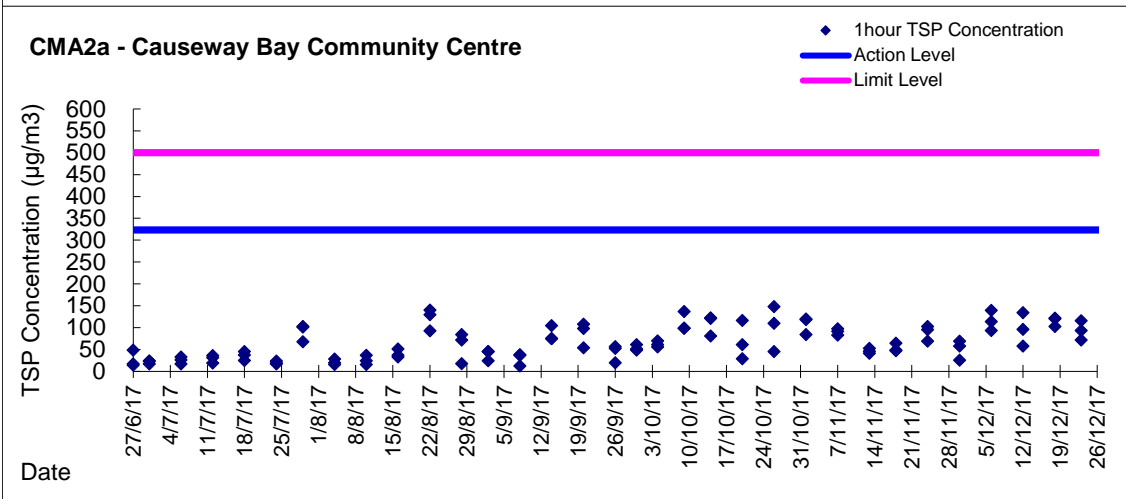
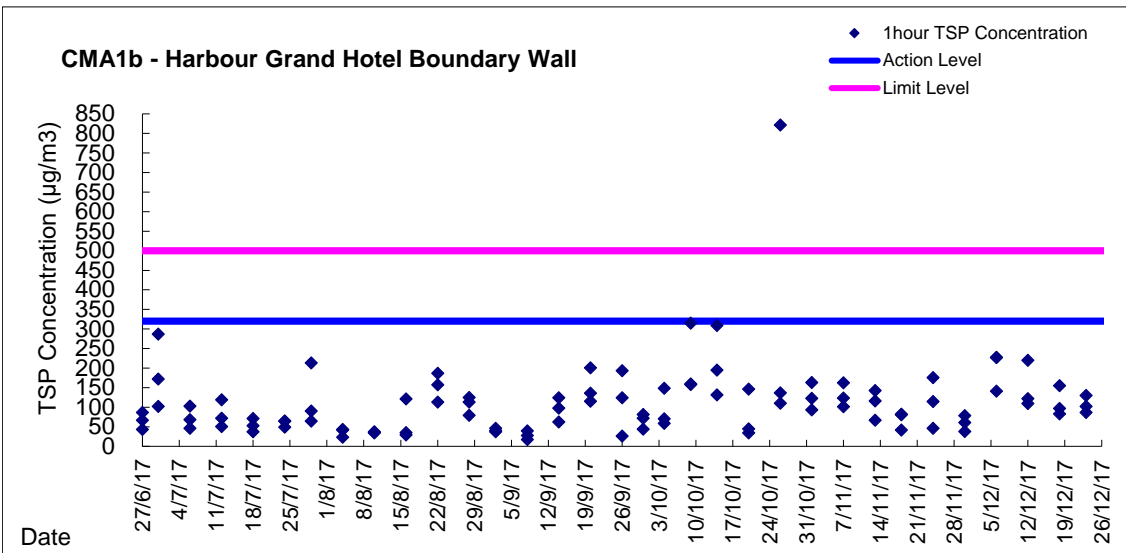
Date	Sampling Time	Weather Condition	Filter paper no.	Filter Weight, g		Elapse Time, hr		Sampling Time, hr	Flow Rate, $\text{m}^3/\text{min}$			Total Volume, $\text{m}^3$	TSP Level, $\mu\text{g}/\text{m}^3$
				Initial	Final	Initial	Final		Initial, $Q_{si}$	Final, $Q_{sf}$	Average		
29-Nov-17	8:00	Cloudy	22861	2.6642	2.7353	3119.21	3143.21	24.00	1.06	1.06	1.06	1525	46.6
5-Dec-17	8:00	Fine	23276	2.6811	2.8237	3146.21	3170.21	24.00	1.07	1.07	1.07	1540	92.6
11-Dec-17	8:00	Fine	23379	2.6572	2.8086	3173.21	3197.21	24.00	1.07	1.07	1.07	1540	98.3
16-Dec-17	8:00	Fine	23350	2.6753	2.8115	3202.23	3226.23	24.00	1.08	1.09	1.08	1561	87.2
22-Dec-17	8:00	Fine	23469	2.6131	2.7572	3229.23	3253.23	24.00	1.07	1.07	1.07	1543	93.4

Report on 1-hour TSP monitoring

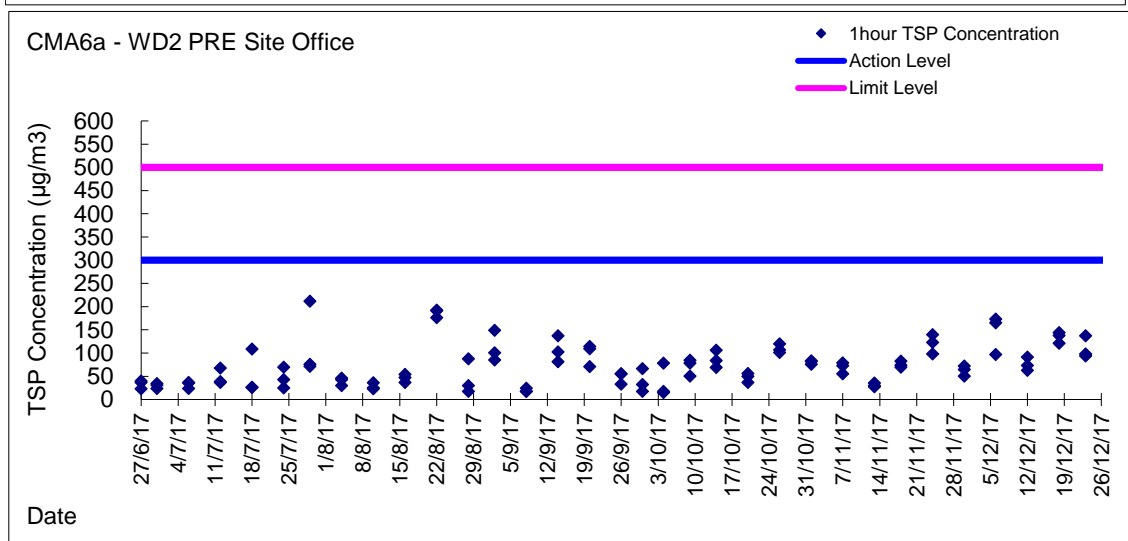
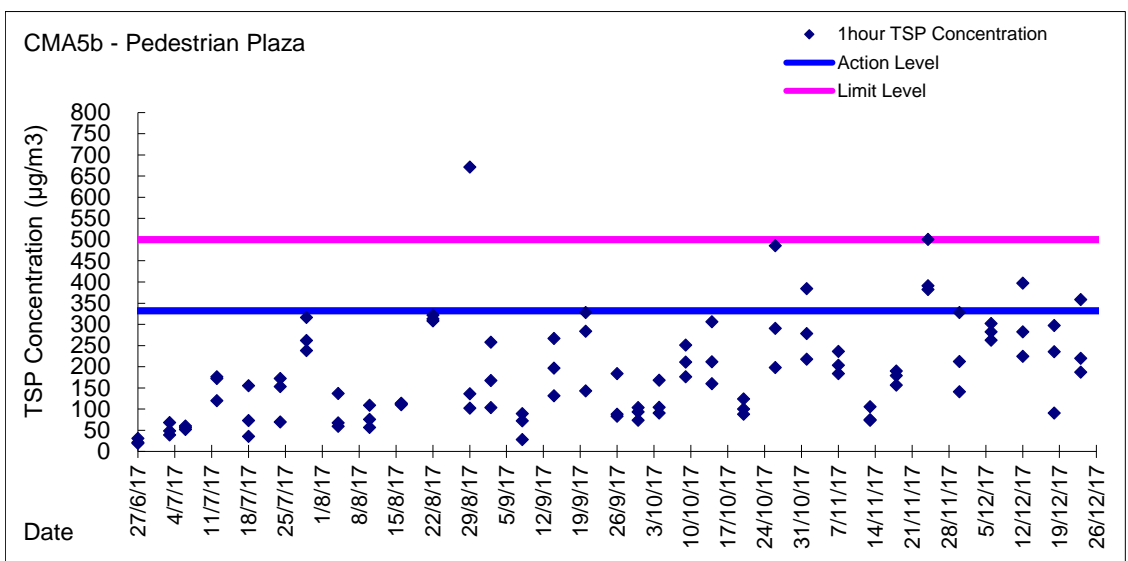
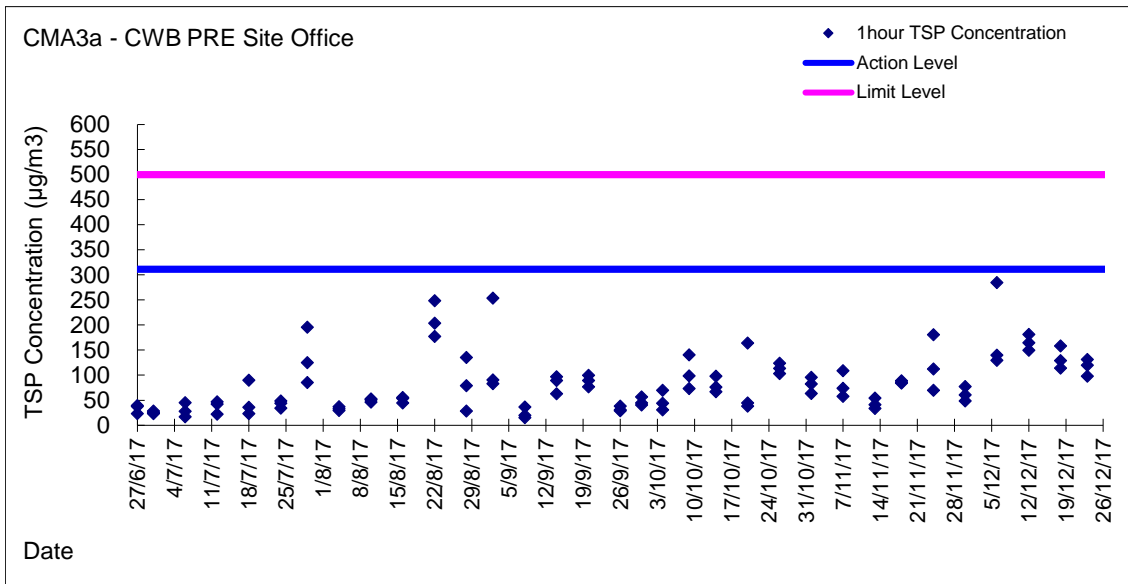
Action Level - 300.1  $\mu\text{g}/\text{m}^3$   
Limit Level - 500  $\mu\text{g}/\text{m}^3$

Date	Sampling Time	Weather Condition	Filter paper no.	Filter Weight, g		Elapse Time, hr		Sampling Time, hr	Flow Rate, $\text{m}^3/\text{min}$			Total Volume, $\text{m}^3$	TSP Level, $\mu\text{g}/\text{m}^3$
				Initial	Final	Initial	Final		Initial, $Q_{si}$	Final, $Q_{sf}$	Average		
30-Nov-17	8:45	Cloudy	23179	2.6872	2.6904	3143.21	3144.21	1.00	1.06	1.06	1.06	64	50.3
30-Nov-17	10:49	Cloudy	23285	2.6886	2.6932	3144.21	3145.21	1.00	1.06	1.06	1.06	64	72.3
30-Nov-17	13:00	Cloudy	23167	2.6646	2.6687	3145.21	3146.21	1.00	1.06	1.06	1.06	64	64.4
6-Dec-17	10:55	Fine	23265	2.6741	2.6803	3170.21	3171.21	1.00	1.07	1.07	1.07	64	96.7
6-Dec-17	13:00	Fine	23269	2.6712	2.6818	3171.21	3172.21	1.00	1.07	1.07	1.07	64	165.3
6-Dec-17	15:00	Fine	23237	2.6856	2.6967	3172.21	3173.21	1.00	1.07	1.07	1.07	64	173.1
12-Dec-17	9:40	Cloudy	23375	2.6692	2.6747	3199.21	3200.21	1.00	1.00	1.00	1.00	60	91.3
12-Dec-17	10:50	Cloudy	22840	2.6432	2.6470	3200.21	3201.21	1.00	1.00	1.00	1.00	60	63.1
12-Dec-17	13:00	Cloudy	23365	2.6776	2.6823	3201.21	3202.21	1.00	1.07	1.07	1.07	64	73.2
18-Dec-17	8:45	Fine	23484	2.5935	2.6029	3226.23	3227.23	1.00	1.09	1.09	1.09	65	144.1
18-Dec-17	10:25	Fine	23478	2.6190	2.6269	3227.23	3228.23	1.00	1.09	1.09	1.09	65	121.1
18-Dec-17	13:00	Fine	23390	2.6703	2.6793	3228.23	3229.23	1.00	1.09	1.09	1.09	65	138.0
23-Dec-17	8:50	Fine	23578	2.6074	2.6162	3253.23	3254.23	1.00	1.07	1.07	1.07	64	137.3
23-Dec-17	9:58	Fine	23574	2.6108	2.6171	3254.23	3255.23	1.00	1.07	1.07	1.07	64	98.3
23-Dec-17	11:00	Fine	23567	2.6012	2.6072	3255.23	3256.23	1.00	1.07	1.07	1.07	64	93.6

Graphic Presentation of 1 hour TSP Result

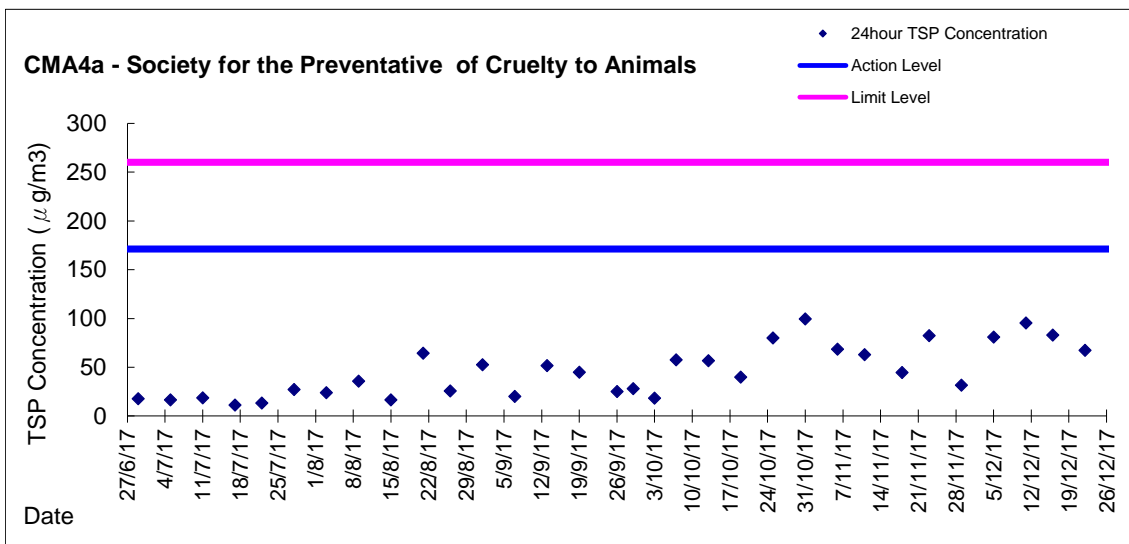
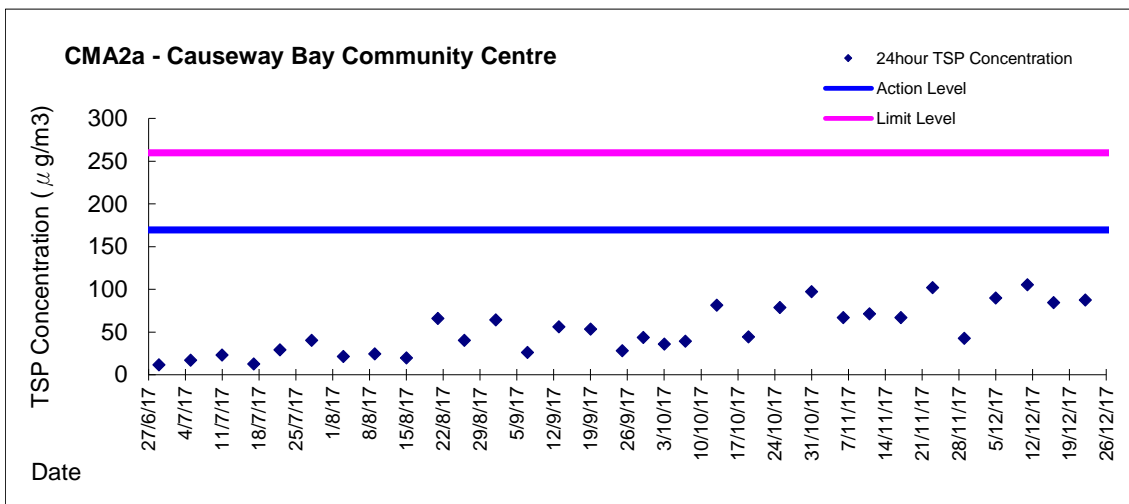
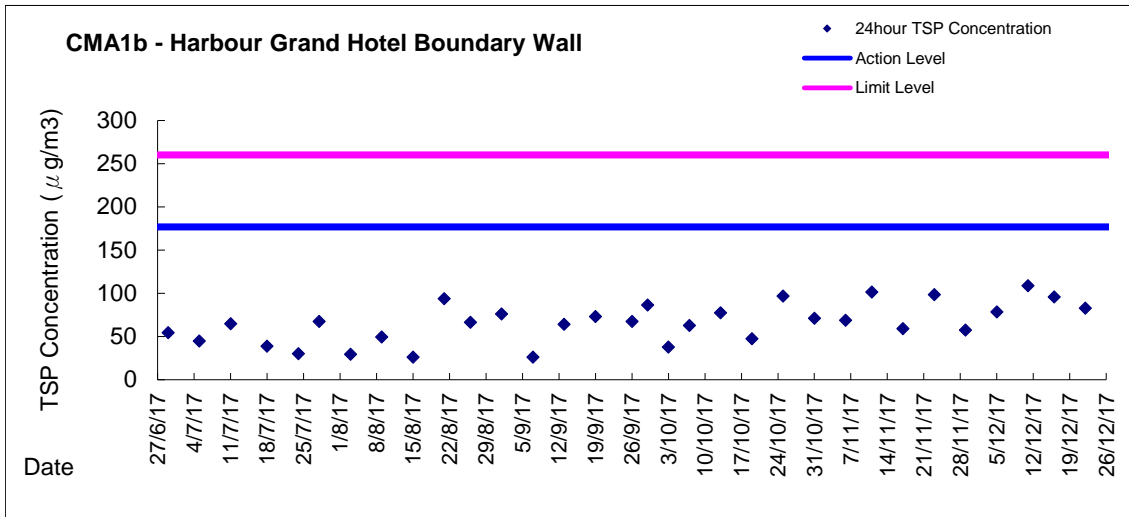


Graphic Presentation of 1 hour TSP Result





Graphic Presentation of 24 hour TSP Result



Graphic Presentation of 24 hour TSP Result

